
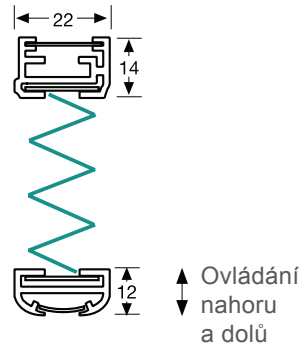


# Plissé typ F

s ovládací šňůrou

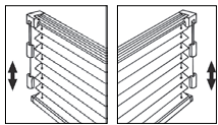


Horní a dolní profil:



Dolní profil se ovládá pomocí šňůry. Zůstává stát v libovolné výšce.

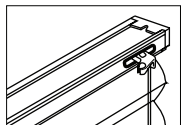
Ovládání



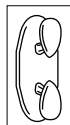
vlevo

vpravo

Brzda šňůry:



Držák šňůry:




Spojka šňůry:

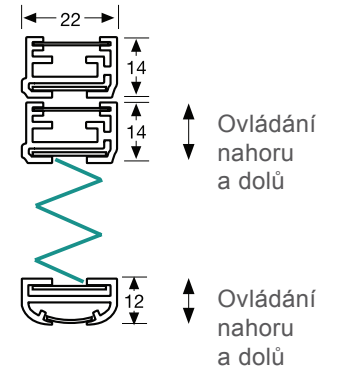


# Plissé typ FU

se dvěma ovládacími šňůrami



Horní a dolní profil:

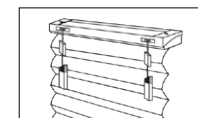


Šňůra pro horní profil

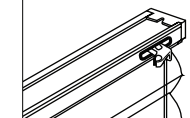
Volně polohovatelná látka

Šňůra pro dolní profil

Ovládání



Brzda šňůry:



Držák šňůry:



Spojka šňůry:

